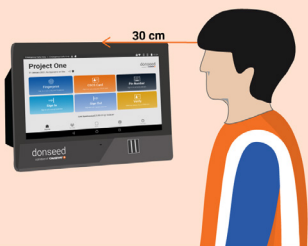


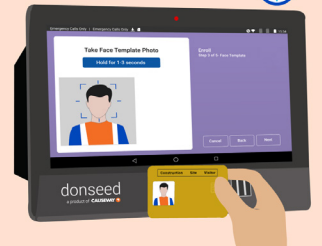
A step by step guide to logging in with the tablet



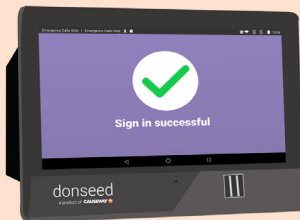
STEP 1: Stand 30 cm away



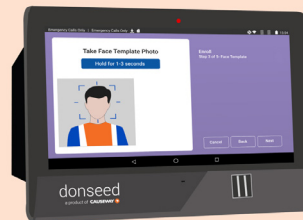
STEP 2: Present card to device and you will hear "beep"



STEP 3: Leave card in position for 1-3 seconds and do not remove until you see step 4 appear



STEP 5: Sign in Successful



STEP 4: Position your head in square shown and your image will be taken

If continually not successful, please see your manager or contact Causeway Donseed.

If you have any further questions, please contact us at help.desk@causeway.com, call +44 (0) 1628 552000 or visit our website at www.causeway.com.